

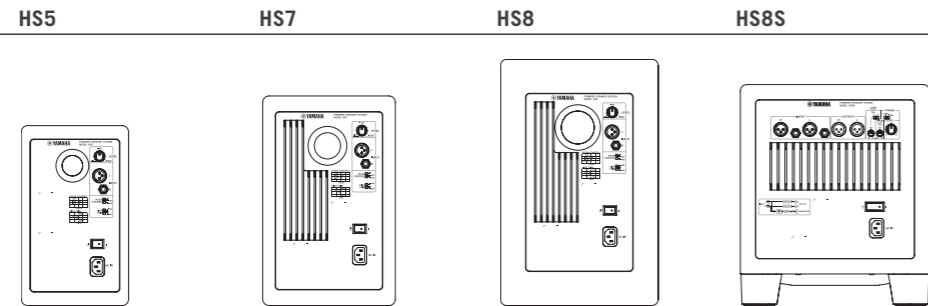


■ General Specifications

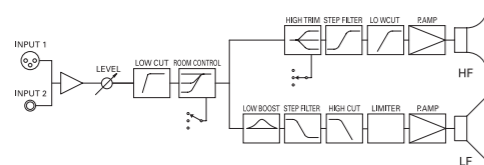
Model	HS5	HS7	HS8	HS8S	
System Type	2-way bi-amp powered studio monitor			Powered subwoofer	
Frequency Response (-10dB)	54Hz - 30kHz	43Hz - 30kHz	38Hz - 30kHz	22Hz - 160Hz	
Crossover Frequency	2kHz	2kHz	2kHz	-	
Transducers	LF	5" cone	6.5" cone	8" cone	
	HF	1" dome	1" dome	1" dome	
	Total	70W	95W	120W	150W
Output Power*	LF	45W	60W	75W	
	HF	25W	35W	45W	-
					-
Input Sensitivity/ Impedance	-10 dBu/ 10k ohms			-10 dBu/ 600 ohms	
Output Level/ Impedance				-10 dBu/ 600 ohms	
Input Connectors (Parallel)	XLR3-31 type (balanced) PHONE (balanced)			XLR3-31 type (balanced) x2 PHONE (balanced) x2	
Output Connectors				XLR3-32 type (balanced) x2 (L&R)	
Controls	LEVEL control (+4dB/center click) EQ: HIGH TRIM switch (+/- 2dB at HF) : ROOM CONTROL switch (0/-2/-4 dB under 500Hz)			LEVEL control PHASE switch : NORM./REV. HIGH CUT control (80-120Hz, center click) LOW CUT control (80-120Hz, center click) LOW CUT switch (ON/OFF)	
Indicator	Power ON : White LED				
Power Consumption	45W	55W	60W	70W	
Enclosure	Type: Bass-reflex type Material: MDF				
Dimensions W x H x D mm (inch)	170 x 285 x 222 mm (6.7" x 11.2" x 8.7")	210 x 332 x 284 mm (8.3" x 13.1" x 11.2")	250 x 390 x 334mm (9.8" x 15.4" x 13.1")	300 x 350 x 389mm (11.8" x 13.8" x 15.3")	
Weight	5.3kg (11.7 lbs.)	8.2kg (18.1 lbs.)	10.2kg (22.5 lbs.)	12.5kg (27.6 lbs.)	

*Dynamic power

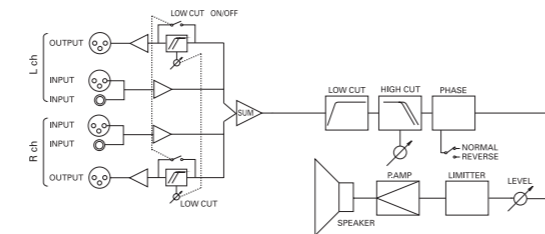
■ Rear Panel



■ Block Diagram HS5/HS7/HS8



HS8S



YAMAHA CORPORATION
P.O.BOX1, Hamamatsu Japan
www.yamahaproaudio.com

*All specifications are subject to change without notice. *All trademarks and registered trademarks are property of their respective owners.



Printed in Japan

HS Series

POWERED STUDIO MONITOR
HS5 HS7 HS8
POWERED SUBWOOFER
HS8S



TIME FOR A REALITY CHECK

Ever since the 1970's the iconic white woofer and signature sound of Yamaha's nearfield reference monitors have become a genuine industry standard for a reason—their accuracy. Unlike studio monitors with added bass or treble frequencies which may sound more flattering at first, HS Series speakers were designed to give you the most honest, precise reference possible, providing an ideal sonic platform to build on throughout the mixing process. By combining acquired knowledge and expertise with state-of-the-art sound technologies, Yamaha's speaker engineering team have examined, then optimized, every aspect that has contributed to making these monitors the most trusted in the business. The second generation HS Series also adds a new 6.5" model to the lineup, bringing its exceptional accuracy to an even greater variety of recording environments.



Lineup

Due to user demand for a 6.5" monitor, a new full-range model has been added to the series alongside the 5", 8" models and 8" subwoofer, to accommodate a wider range of music production applications. With such a flexible lineup it's never been easier to choose the ideal monitoring system for a variety of professional or home studio environments.



POWERED STUDIO MONITOR

HS5



Black



White

- 2-way bass-reflex bi-amplified nearfield studio monitor with 5" cone woofer and 1" dome tweeter
- 54Hz - 30kHz frequency response
- 45W LF plus 25W HF bi-amp system for high-performance 70W power amplification
- ROOM CONTROL and HIGH TRIM response controls
- XLR and TRS phone jack inputs accept balanced or unbalanced signals

POWERED STUDIO MONITOR

HS7



Black



White

- 2-way bass-reflex bi-amplified nearfield studio monitor with 6.5" cone woofer and 1" dome tweeter
- 43Hz - 30kHz frequency response
- 60W LF plus 35W HF bi-amp system for high-performance 95W power amplification
- ROOM CONTROL and HIGH TRIM response controls
- XLR and TRS phone jack inputs accept balanced or unbalanced signals

POWERED STUDIO MONITOR

HS8



Black



White

- 2-way bass-reflex bi-amplified nearfield studio monitor with 8" cone woofer and 1" dome tweeter
- 38Hz - 30kHz frequency response
- 75W LF plus 45W HF bi-amp system for high-performance 120W power amplification
- ROOM CONTROL and HIGH TRIM response controls
- XLR and TRS phone jack inputs accept balanced or unbalanced signals

POWERED SUBWOOFER

HS8S



- 8" bass-reflex powered subwoofer delivers low frequencies down to 22Hz
- 22Hz - 150Hz frequency response
- High-power 150W amplifier exclusively designed for low frequencies
- LOW CUT switch, LOW CUT control (80-120Hz) HIGH CUT control (80-120 Hz) and PHASE switch allow users to set up a subwoofer system with simple connections and no additional equipment.
- XLR and TRS phone jack inputs and XLR outputs for L and R.

Sound Philosophy of HS Series Studio Monitors

When selecting studio reference monitors for mixing and music production, one Beginning with the legendary NS-10M, and continuing with the MSP and previous alternation of the original sound. While many manufacturers seek to enhance the possible mix by ensuring that the sound from your speakers is true to the original. high resolution, and flat response.

Newly Developed Transducers

The HS Series features newly developed transducers that achieve astonishingly smooth response over a wide range of bandwidth. These transducers utilize an advanced magnetic field design that regulates the flow of magnetic response to provide seamless, natural sonic transitions. Each component's materials and design were carefully re-examined, then optimized, to drastically improve the accuracy of signal reproduction throughout the audio spectrum.

■ Tweeter

The HS Series features a newly designed, highly efficient 1" dome tweeter that extends the usable frequency range considerably and delivers superb high-resolution sound. Utilizing a thick wave guide designed to minimize vibration the new tweeter is able to deliver smooth, distortion-free high end up to 30 kHz.



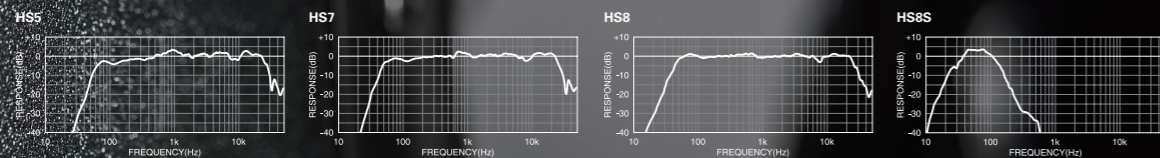
■ Woofer

With newly designed, ultra-responsive woofers that utilize large, carefully selected magnets, HS Series monitors produce low distortion sound with a well-defined bottom end at any output level. All of the components in these high-power woofers, including the woofer ring and the basket further contribute to the HS Series' stunning bass while providing clear, accurate mids.




High Performance Amp Unit

HS Series speakers employ an amplifier unit perfectly matched to the transducers utilized in each model of the series. Featuring a bi-amp design with a separate dedicated amp for both the woofer and the tweeter, this amplifier unit ensures that each HS Series speaker consistently delivers high-resolution sound with exceptionally flat response across the sound spectrum.



consideration takes precedence above all others— accuracy.

HS Series, this new lineup shares a design philosophy that emphasizes sonic purity without any coloring or sound of their monitors to make them sound impressive, Yamaha studio monitors are designed to achieve the best HS Series nearfield reference monitors are the embodiment of this philosophy, delivering a concise sound image,



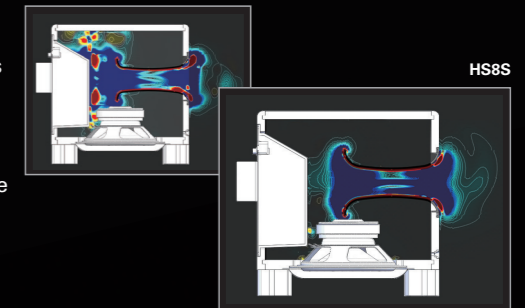
Low Resonance Enclosure Design

HS Series cabinets are designed to eliminate unwanted resonance and increase the accuracy of sound reproduction to their extreme limit. The enclosures are constructed from a very dense and resilient MDF with a damped acoustic response that is perfectly suited for reference monitors. Drawing from Yamaha's over 100 years of piano design experience, HS Series engineers also employed a traditional three-way mitered-joint technique. Common to architectural design this construction firmly anchors the corners of the enclosure to dramatically improve durability and eliminate unwanted resonance that can influence overall sound.

Cutting Edge Noise Reduction Technology

Speaker port design can greatly influence the clarity of overall sound. Often a vortex at the either end of the port can generate air vibrations inside of the port, causing unwanted noise. By adopting an advanced noise reduction technology that incorporates a thorough analysis of a visual representation of the sound, Yamaha's engineers are able to control and reduce the vortex. Through this in-depth analysis we have arrived at the ideal port design, resulting in a reduction of audible noise up to 6dB. The utilization of this state-of-the-art technology allows HS Series studio monitors to meet the demands of more strict professional production environments.

Example :HS10W speaker port



Controls and Connectivity

HS Series full-range models feature two response controls with detailed settings that allow them to adapt to the surface acoustics of rooms of varying shape and size. ROOM CONTROL allows you to attenuate the unnatural, exaggerated low-end that can often occur when speakers are placed next to walls, while HIGH TRIM allows for more flexible control of high frequency response. For inputs, HS full-range speakers can accommodate a wide range of balanced and unbalanced sources such as mixers, keyboards and audio interfaces with XLR and TRS phone jacks. With the HS8S subwoofer, HIGH CUT control sets the cutoff frequency of subwoofer output high-frequency attenuation from 80Hz to 120Hz, while PHASE switch adjusts the phase of the subwoofer output. The LOW CUT switch and LOW CUT controls enables attenuation of low frequencies for output between 80Hz and 120Hz. The HS8S subwoofer is equipped with XLR and TRS phone jack inputs and XLR outputs for L and R.

